


Technical Data

1. OZ7 (Analog output, analog internal signal processing)

analog-out / analog

A potential-free electrical connection is necessary as the sensor electronic is not equipped with a galvanical isolation.


	Measuring range in ppm	Resolution in ppm	Output Output resistance	Nominal slope in mV/ppm	Voltage supply	Connection
OZ7H	0.005...2.000	0.001	0...-2000 mV 1 kΩ	-1000	±5 - ±15 VDC 10 mA	4-pole screw connector
OZ7N	0.05...20.00	0.01		-100		
OZ7HUp	0.005...2.000	0.001	0...+2000 mV 1 kΩ	+1000	10 - 30 VDC 10 mA	
OZ7Up	0.05...20.00	0.01		+100		

(Subject to technical changes!)

2. OZ7 (analog output, digital internal signal processing)

analog-out / digital

- The power supply is galvanically isolated inside of the sensor.
- The output signal is galvanically isolated too, that means potential-free.


	Measuring range in ppm	Resolution in ppm	Output Output resistance	Nominal slope in mV/ppm	Power supply	Connection
OZ7H-An	0.005...2.000	0.001	analog 0...-2 V (max. -2.5 V)	-1000	9-30 VDC approx. 56-20 mA	4-pole screw connector
OZ7N-An	0.05...20.00	0.01	1 kΩ	-100		
OZ7H-Ap	0.005...2.000	0.001	analog 0...+2 V (max. +2.5 V)	+1000		
OZ7N-Ap	0.05...20.00	0.01	1 kΩ	+100		

(Subject to technical changes!)

3. OZ7 (digital output, digital internal signal processing)

digital-out / digital

- The power supply is galvanically isolated inside of the sensor.
- The output signal is galvanically isolated too, that means potential-free.

	Measuring range in ppm	Resolution in ppm	Output Output resistance	Power supply	Connection
OZ7H-M0c	0.005...2.000	0.001	Modbus RTU	9-30 VDC approx. 56-20 mA	5-pole M12 plug-on flange
OZ7N-M0c	0.05...20.00	0.01	There are no terminating resistors in the sensor.		


(Subject to technical changes!)

4. OZ7 4-20 mA (Analog output, analog internal signal processing)

analog-out / analog


A potential-free electrical connection is necessary as the sensor electronic is not equipped with a galvanical isolation.

4.1 Electrical connection: 2 pole terminal clamp

	Measuring range in ppm	Resolution in ppm	Output Output resistance	Nominal slope in mA/ppm	Voltage supply	Connection
OZ7MA0.2	0.005...0.200	0.001	4...20 mA uncalibrated	80.0	12...30 VDC R _L 50Ω...R _L 900Ω	2-pole terminal (2 x 1 mm ²) Recommended: Round cable ∅ 4 mm 2 x 0.34 mm ²
OZ7MA0.5	0.005...0.500	0.001		32.0		
OZ7MA2	0.005...2.000	0.001		8.0		
OZ7MA5	0.05...5.00	0.01		3.2		
OZ7MA10	0.05...10.00	0.01		1.6		
OZ7MA20	0.05...20.00	0.01		0.8		

(Subject to technical changes!)

4.2 Electrical connection: 5 pole M12 plug-on flange

	Measuring range in ppm	Resolution in ppm	Output Output resistance	Nominal slope in mA/ppm	Voltage supply	Connection
OZ7MA0.2-M12	0.005...0.200	0.001	4...20 mA uncalibrated	80.0	12...30 VDC R _L 50Ω...R _L 900Ω	5-pole M12 plug-on flange Function of wires: PIN2: +U PIN3: -U
OZ7MA0.5-M12	0.005...0.500	0.001		32.0		
OZ7MA2-M12	0.005...2.000	0.001		8.0		
OZ7MA5-M12	0.05...5.00	0.01		3.2		
OZ7MA10-M12	0.05...10.00	0.01		1.6		
OZ7MA20-M12	0.05...20.00	0.01		0.8		

(Subject to technical changes!)

Spare Parts

Type	Membrane cap	Electrolyte	Emery	O-ring
OZ7H	M7.1N O3	EOZ7/W, 100 ml	S2	14 x 1.8 silicone
OZ7HUp				
OZ7N	M7.1D O3			
OZ7Up				
OZ7MA0.2	M7.1N O3			
OZ7MA0.5				
OZ7MA2	M7.1D O3			
OZ7MA5				
OZ7MA10				
OZ7MA20				

(Subject to technical changes!)

